

PRINT DIRECTION - TO BE DISTORTED

16.5" FRONT

0.5" 0.5"


PRO PELLETTED




GYPSUM

GYPSUM

## GYPSUM PRO-SELECT PRILL



- *Helps to Loosen Clay Soil*
- *Aerates Soil*
- *Adds Calcium*
- *Neutralizes Salt*
- *100% Natural*
- *Use any spreader*

PRO PELLETTED

**FOR PROFESSIONAL USE ONLY**  
**NET WT. 50 LB (22.7 kg)**



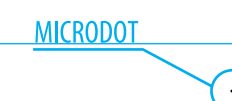

# GYPSUM

PRINT DIRECTION - TO BE DISTORTED

16.5" BACK

1.25" 1.25"

PRO PELLETTED

## GYPSUM PRO-SELECT PRILL

GYPSUM

### DIRECTIONS FOR USE

**NEW LAWNS:** Prior to seeding or sodding, broadcast 80-100 lbs. per 1000 sq. ft. and incorporate into soil. Water completely prior to seeding. Heavy clay soils may require higher application rates.

**ESTABLISHED LAWNS:** Broadcast 40-50 lbs. per 1000 sq. ft. in Spring and Fall.

**VEGETABLE AND FLOWER GARDENS:** Incorporate by tilling or spading 20-30 lbs. per 100 sq. ft. prior to planting. Mix completely with soil and soak with water.

**ROSES:** Apply 1/2 to 1 lb. of gypsum each year followed by addition of organic mulch. Preparation of new seed bed should include incorporation of gypsum into the top 3-4 inches of soil.

**TREES & SHRUBS:** Provide generous application of gypsum to soil below trees and shrubs to improve the soil environment. For planting of new stock, mix gypsum with backfill material to provide improved soil structure.

**EVERGREENS:** Provide calcium without lowering soil pH by applying 2-3 lbs. in early Spring and late Fall.

**WINTER SALT DAMAGE:** Prevent plant and soil damage or restore damaged soils by applying 20-40 lbs. of gypsum per 100 sq. ft. to areas affected by high salt concentrations. Apply next to sidewalks, steps and streets where run-off from winter deicing salt occurs to protect valuable plants and beds.

**COMPOST AID:** Mix in about 1 lb. of gypsum to each cart load of clippings as it is added to the compost pile. Adding an additional 1 lb. of gypsum during turnings will reduce compost clumping and odor, in addition to accelerating the cycle.

**GUARANTEED MINIMUM CHEMICAL ANALYSIS**

Calcium Sulfate (CaSO <sub>4</sub> · 2H <sub>2</sub> O) .....	70%
Calcium (Ca) .....	24%
Minimum Sulfur (S) .....	14%
Noninherent moisture (not more than) .....	1%
(Derived from: Gypsum, CaSO <sub>4</sub> · 2H <sub>2</sub> O)	
F-1358	
CAS# 14798-04-0	

**GUARANTEED MINIMUM PHYSICAL ANALYSIS  
(Before Pelletizing)**

SCREEN SIZE	% PASSING
8 Mesh sieve	100%
10 Mesh sieve	100%
20 Mesh sieve	95%
40 Mesh sieve	90%
50 Mesh sieve	85%
60 Mesh sieve	72%
100 Mesh sieve	54%


**PRODUCT SAFETY INFORMATION WARNING**

This product may contain greater than 0.05% silica which has been linked to chronic respiratory diseases. Repeated inhalation of respirable crystalline silica may have carcinogenic effects.


USE APPROVED RESPIRATOR IN DUSTY AREAS.  
AVOID BREATHING NUISANCE DUST; USE WITH ADEQUATE VENTILATION.  
FIRST AID: EYES - FLUSH WITH WATER; INHALATION - MOVE TO FRESH AIR  
SEE MATERIAL SAFETY DATA SHEET (MSDS) FOR ADDITIONAL INFORMATION.

Product Guaranteed by:

**Oldcastle**  
Lawn & Garden Inc  
P.O. Box 501418  
Atlanta, GA 31150-1418  
(800) 526-1753  
www.myoldcastle.com



CASTLEWOOD



# PRO-SELECT PRILL

**Trinity Packaging Corporation**

**Target Proof**

# 129599  
Oldcastle Pro Gypsum Pelleted "Castlewood"

15/03/12

Color Information

Ink Coverage

**Events Tracking**

Date	Event	Job
15/03/2012	Change as per email	